

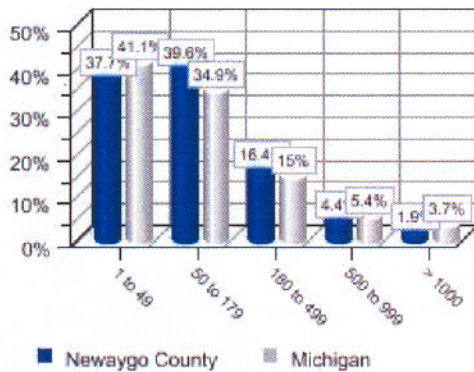
Bringing Knowledge to Life in

# Newaygo County

MICHIGAN STATE  
UNIVERSITY  
EXTENSION

## Information on Agriculture in Newaygo County

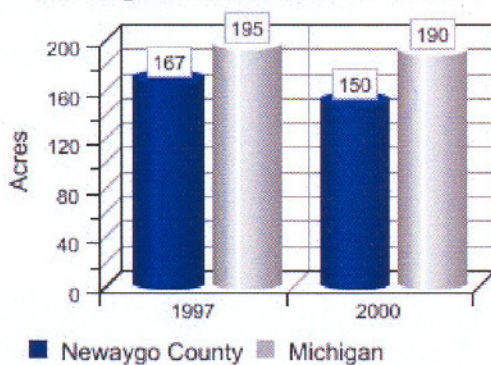
Percent of Farms, 2002



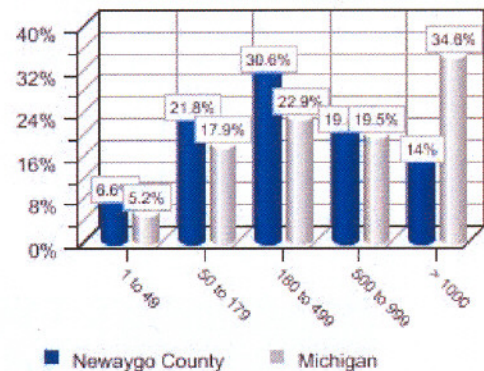
### Newaygo County Farms

These data provide information on the distribution of farms by farm size (in acres). In 2002, the smallest farms (less than 50 acres) accounted for 37.7 percent of Newaygo County farms, compared to 41.1 percent statewide. In contrast, 6.3 percent of farms in the county had more than 500 acres. Statewide, the percentage of farms in this category was 9.1 percent.

Average Farm Size, 1997 & 2002

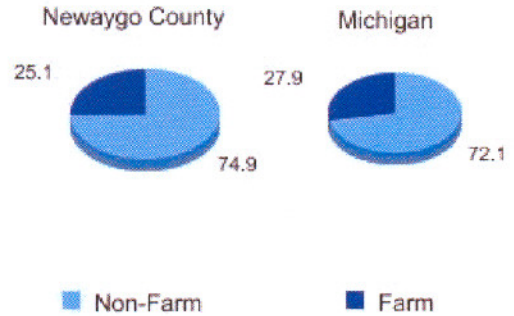
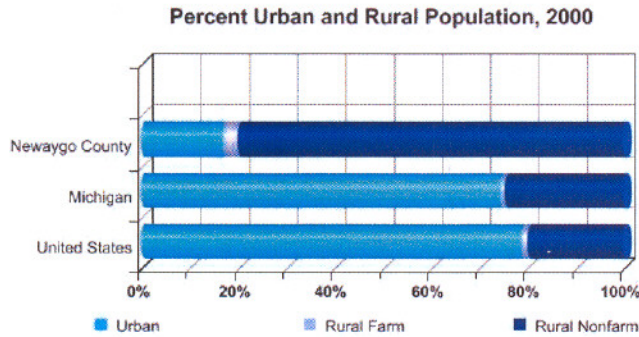


Percent of Acres, 2002



Newaygo County Farms	Newaygo County		Michigan	
	1997	2002	1997	2002
Number of Farms	787	902	53,519	53,315
Land in farms (acres)	131,779	135,422	10,443,935	10,142,958
Land in farms - Average size of farm (acres)	167	150	195	190
Approximate land area (acres)	539,116	539,116	36,357,886	36,354,446
Proportion in farms (percent)	24.4	25.1	27.2	27.9

## Proportion of Land in Farms, 2002

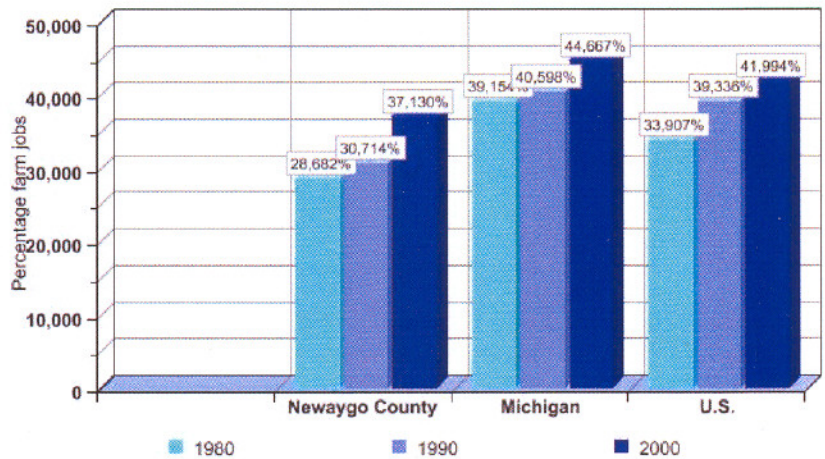


## Newaygo County Farm Employment

Farm employment in the United States represents a declining share of total employment. In 1980, the national percentage of jobs in farming was 3.3 percent. By the year 2000, the percentage of farm jobs had declined to 1.9 percent.

Newaygo County's changing dependence on farm employment is illustrated below. County values are displayed over time and are compared to state and national averages.

**Farm Employment as a Percentage of Total Employment, 1980-2000**



<b>Newaygo County Ag Facts</b>	<b>Newaygo Co.</b>	<b>Mi.</b>
Market value of agricultural products sold in 2002	\$61 Million	\$3.8 Billion
Average age of principal farm operator	53.1	54.2

\* 2002 U.S. Census of Agriculture

Data Sources: Office of Social and Economic Trend Analysis, Iowa State University Based on US Census Bureau Statistics, and US Ag Census

MSU is an affirmative-action, equal opportunity institution; Michigan State University Extension programs and materials are open to all without regard to race, color, national origin, gender, religion, age, disability, political beliefs, sexual orientation, marital status, or family status. Issued in furtherance of MSU Extension work, acts of May 8 and June 30, 1914, in cooperation with the U.S. Department of Agriculture, Thomas G. Coon, Extension Director, Michigan State University, E. Lansing, MI 48824